

If you have any questions, please contact me at jamie@teachmommyteach.com

Thank you for downloading!

You May:

- use these resources in your own home or classroom for non-commercial use.
- print as many copies as you would like.
- share the website link, <https://teachmommyteach.com/>, where this printable can be found, so that others can download the file.

You May NOT:

- sell, give away, or share a printed copy. Each person should download separately and print.
- print out a copy for multiple teachers, as in an entire school, co-op, or other group. Each teacher should download separately and print.
- link directly to the pdf. Instead, link to the page on <https://teachmommyteach.com/> or <https://teacherspayteacher.com/> where you found the download.
- claim this or any part of this printable as your own.
- alter this printable and claim it as your own.
- host any of the files on your personal or other websites that can be shared with others.
- Upload this resource to any file sharing sites

Credits!! Thank you Speaking of Images and Open Clipart!



<https://www.teacherspayteachers.com/Store/Speaking-Of-Images>



<https://openclipart.org/>

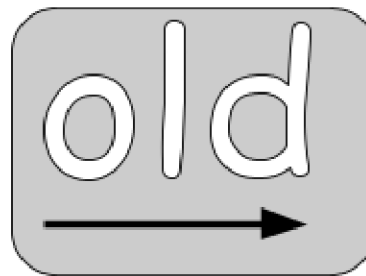
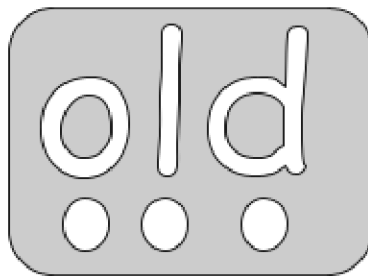
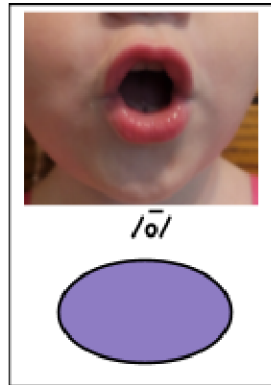
Sight Words First Grade Book 17: The Old Truck

Pre-Reading Worksheets


Your child will practice the high-frequency words *make*, *new*, and *old*. Your child will also practice CVC words, blends, the ar digraph, the CK ending, and previously learned sight words.

Name: _____

The word **old** can be a difficult word to sound out because the **O** represents a **long o sound**. The letters **I** and **O** may represent their long sounds when followed by 2 consonants. Touch each dot and say the sound the letter(s) represent. Then, touching the arrow, put the sounds together to sound out the word.



The **ew** sound can be represented by **EW**. Practice saying the **ew** sound.



Color the **EW** in the word below. Touch each dot and say the sound the letter(s) represent. Then, touching the arrow, put the sounds together to sound out the word.

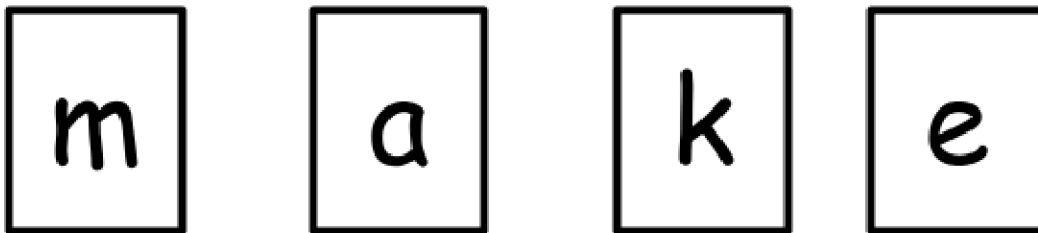
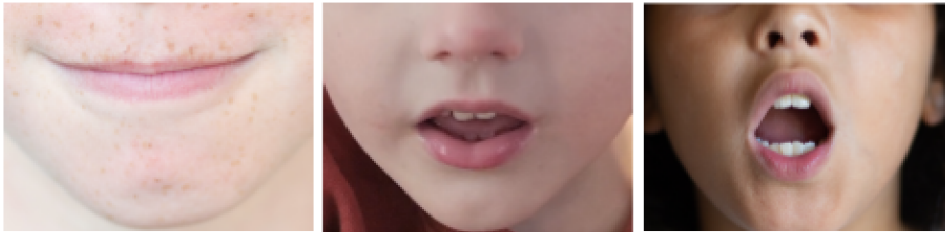


Name: _____

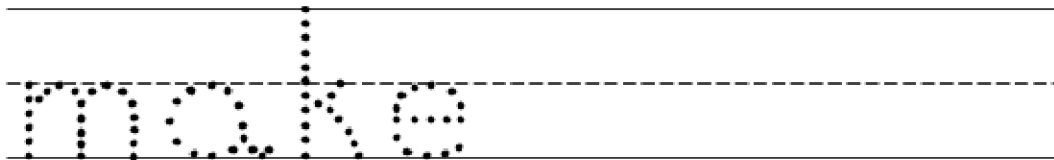
The vowels are **A, E, I, O,** and **U.** All of the other letters are consonants. When a word follows a **vowel-consonant-letter E** pattern, the **vowel** will represent a **long vowel sound** and the **e** will be silent.

The word **make** can be a difficult word to sound out because it follows the **vowel-consonant-letter E** pattern. The letter **e** will be silent and the vowel **a** before the consonant **k** will represent the **long a vowel** sound. Practice sounding out the word **make** with the pictures below as a guide. Draw an X over the letter **e** because it is silent.

(If your child is having trouble with this pattern, it will be covered much more in the Later Stages of Bob Books. Do not worry too much about the pattern rule other than exposure at this point.)



Trace the word **make**. Write the word **make**.




Practice reading the word **make**. Circle the word **make** each time you read it.

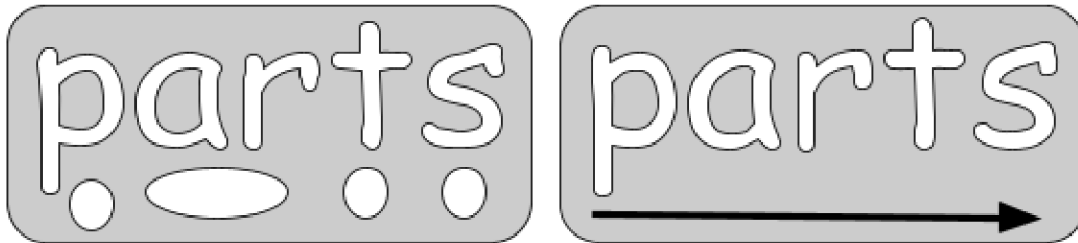
Pam has old cans. What can Pam make? Pam can make a new craft!

Name: _____


Let's practice saying the **ar** sound.



Now practice reading the following word with the **ar** sound.



Remember that the **ck** represents the **k** sound. Practice reading the following word with the **k** sound.




Sight Words First Grade Book 17: The Old Truck

Extra Practice Post-Reading Worksheets

Name: _____

Read the following short story.

Ted has an old car. Fred has a new truck. Fred and Ted need to park the old car and new truck. Jed can help! Jed gets a big truck. Jed gets the parts. Jed helps to make a lot to park!




Thank you openclipart.org for the wonderful clipart!

Name: _____

Match the words to the correct digraph.

CK



/k/



AR




/ar/

Ending sound:
star



EW




/ew/

Ending sound:
blue



OO



/oo/

Middle sound:
book



good	are	new
truck	parts	look

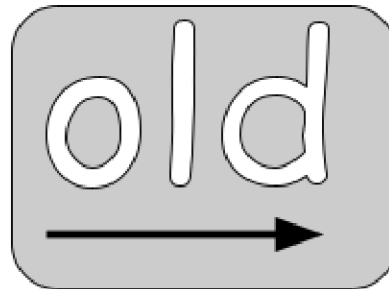
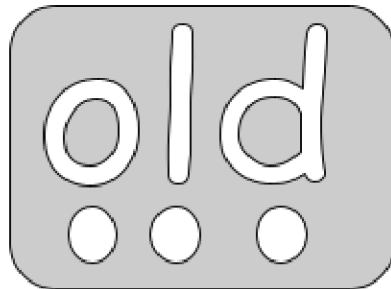
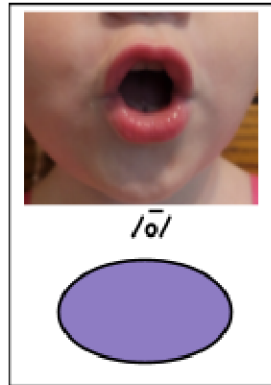
Sight Words First Grade Book 17: The Old Truck

Answers Pre-Reading Worksheets

Your child will practice the high-frequency words *make*, *new*, and *old*. Your child will also practice CVC words, blends, the ar digraph, the CK ending, and previously learned sight words.

Name: Answers


The word **old** can be a difficult word to sound out because the **O** represents a **long o sound**. Touch each dot and say the sound the letter(s) represent. Then, touching the arrow, put the sounds together to sound out the word.



The **ew** sound can be represented by **EW**. Practice saying the **ew** sound.



Color the **EW** in the word below. Touch each dot and say the sound the letter(s) represent. Then, touching the arrow, put the sounds together to sound out the word.

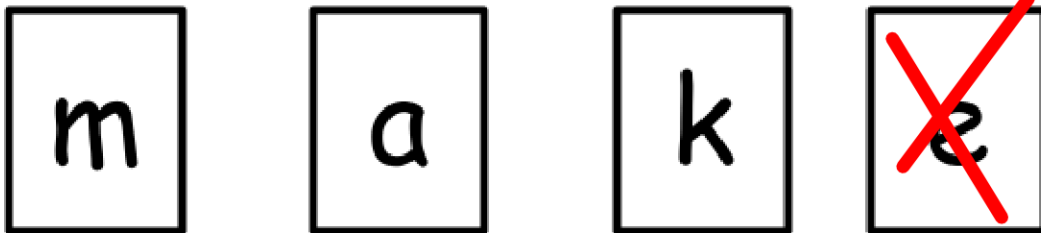


Name: **Answers**

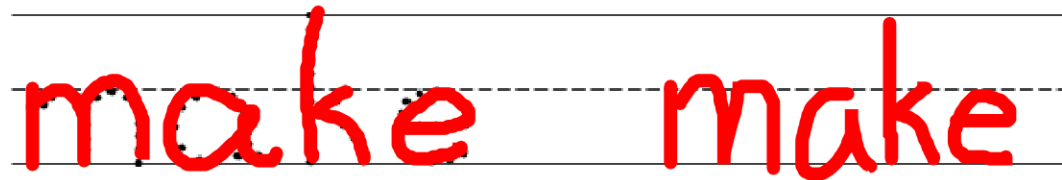
The vowels are **A, E, I, O,** and **U.** All of the other letters are consonants. When a word follows a **vowel-consonant-letter E** pattern, the **vowel** will represent a **long vowel sound** and the **e** will be silent.

The word **make** can be a difficult word to sound out because it follows the **vowel-consonant-letter E** pattern. The letter **e** will be silent and the vowel **a** before the consonant **k** will represent the **long a vowel** sound. Practice sounding out the word **make** with the pictures below as a guide. Draw an X over the letter **e** because it is silent.

(If your child is having trouble with this pattern, it will be covered much more in the Later Stages of Bob Books. Do not worry too much about the pattern rule other than exposure at this point.)



Trace the word **make**. Write the word **make**.




Practice reading the word **make**. Circle the word **make** each time you read it.

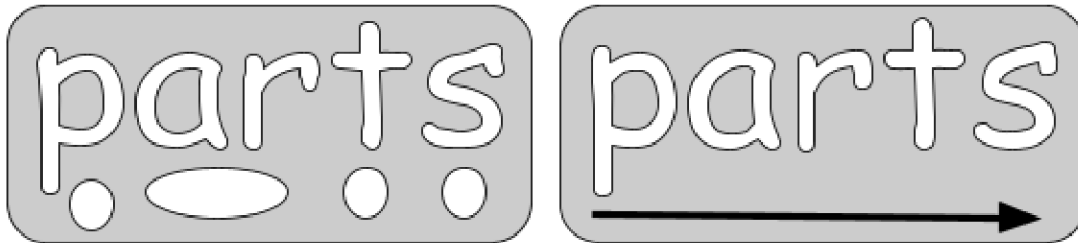
Pam has old cans. What can Pam **make**? Pam can **make** a new craft!

Name: **Answers**

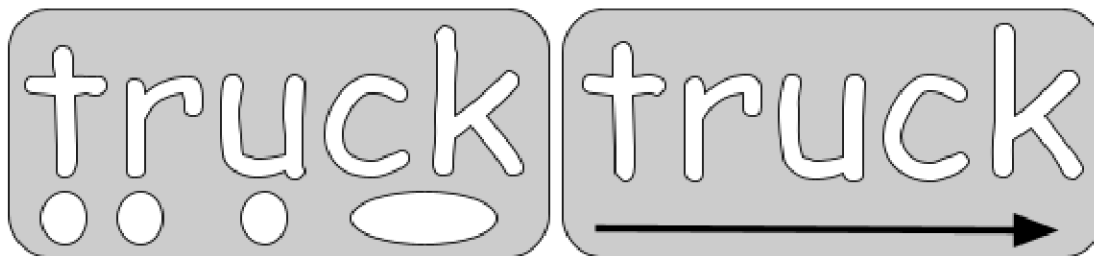
Let's practice saying the **ar** sound.



Now practice reading the following word with the **ar** sound.



Remember that the **ck** represents the **k** sound. Practice reading the following word with the **k** sound.




Sight Words First Grade
Book 17: The Old Truck

Answers
Extra Practice
Post-Reading Worksheets

Name: Answers

Read the following short story.

Ted has an old car. Fred has a new truck. Fred and Ted need to park the old car and new truck. Jed can help! Jed gets a big truck. Jed gets the parts. Jed helps to make a lot to park!



Thank you openclipart.org for the wonderful clipart!

Name: **Answers**


Match the words to the correct digraph.

CK

AR

EW

OO




/k/





/ar/

Ending sound:
star



/ew/

Ending sound:
blue



/oo/

Middle sound:
book



good	are	new
truck	parts	look